









**OFF THE ROAD
VEHICLE**

MODEL K 4x4



THE "WORKHORSE" OF OFF-THE-ROAD VEHICLES

-  **RUGGED**
-  **VERSATILE**
-  **DEPENDABLE**
-  **LOW OPERATING COST**
-  **10,000 POUND PAYLOAD**

ARDCO MODEL K 4 x 4 SPECIFICATIONS

PAYLOAD: 10,000 pounds

GROUND SPEED: 0-25 MPH (with 23.1 x 20-26 tractor tires)

AXLES: Rockwell heavy duty planetary type.
OPTIONAL: Rockwell extra heavy duty planetary type. No-Spin front or rear.

BRAKES: Foot operated disc brakes mounted in drive line.
OPTIONAL: Air/Hydraulic disc or enclosed hydraulic wet disc brakes mounted at wheel (not inboard mounted). Hand operated disc parking brake mounted on transfer case.

STEERING: Articulated center pivot steering actuated by twin hydraulic cylinders giving up to ± 45 degrees articulation.

OSCILLATION: ± 20 degrees between front and rear frame.

TRANSFER CASE: ARDCO single speed special design for 4 wheel drive.
OPTIONAL: ARDCO extra heavy duty single speed "HiVo" case. Rockwell two speed case. All above cases are available with power-take-off and front axle disconnect.

ENGINE: Ford Industrial heavy duty, gasoline, six cylinder, 300 C.I.D., 12 volt electrical system, marine sealed alternator, heavy duty cooling system, dry type air cleaner, fuel and oil filters, 12 volt, 78 ampere hour, heavy duty service free battery.
OPTIONAL: Detroit Models 3-53, 3-53T, 4-53, 4-53T and 6V53. Duetz F6L-912 and BF6L-913 turbo charged air cooled diesels. Other engines on request.

INSTRUMENTS: Ammeter, water temperature gauge, oil pressure gauge and key ignition.

OPTIONAL: High temperature and low oil pressure emergency shut down system. Electric tachometer and hourmeter.

GEAR TRAIN: New Process Transmission, five speeds forward, one reverse, synchromesh gears and 13" heavy duty clutch and Mechanics drive lines.

OPTIONAL: 4 and 5 speed Allison Automatic Transmissions. 5 speed manual extra heavy duty Clark Transmission. Other transmissions on special request.

BRUSH GUARDS: Top brush guard with canopy, top brush guard with canopy and ROPS, special drill type less canopy.

CABS: 1, 3 and 5 man center mounted or 2 and 4 man forward mounted.

TIRES AND WHEELS: Standard 23.1 x 20-26 "Rice and Cane" tractor tires with heavy duty steel wheels.

OPTIONAL: 67 x 34.00-25 Flo Grip Terra Tires.
66 x 43.00-25 Super Terra Grip Tires.
66 x 68.00-25 ARDCO Super Wide Tires.

WINCH: Front or rear mounted from 12,000 to 20,000 pound capacities.

FRAME: Heavy duty tubular steel, articulated center pivot, with extra heavy duty trunnion.

FUEL TANK: 32 gallon.
OPTIONAL: 60 gallon single or twin 60 gallon with forward mounted cab.

SEAT BELTS: Standard Equipment.

PAINT: ARDCO yellow.
OPTIONAL: Special colors upon request.

OTHER CUSTOM ITEMS AVAILABLE



P.O. BOX 45859
322 RILEY ROAD / HOUSTON, TEXAS
(713) 433-6751 TELEX 775017

Office and Plant Locations:

Stony Plain, Alberta, Canada; Lafayette, Louisiana;
Oakland, Maryland; Laurel, Mississippi; Somerset,
Pennsylvania; Dallas, Texas; Longview, Texas.



The ARDCO Model K 4x4 off-the-road vehicle can tackle rough terrain, wooded areas, ice, snow, mud and arctic tundra with remarkable ease. Where flotation is required this unit can be equipped with Super Terra Grip or ARDCO's Super Wide tires. The articulated center section gives up to a $\pm 45^\circ$ turn, and $\pm 20^\circ$ frame oscillation, allowing all wheels to maintain maximum tractive effort. Simple in design for fast maintenance and repair, the Model K is constructed with heavy duty frame and trunnion to carry payloads up to 10,000 pounds. Because of the Model K's simplicity in the basic design, the unit can be modified to meet the needs and requirements of the geophysical, coal, pipeline, construction, utility, and other industries with off-the-road requirements.

ARDCO MODEL K 4x4 VEHICLE with the ARDCO MODEL C-1000 DRILL.

The ARDCO Model K 4x4 equipped with the ARDCO full torque P.T.O. makes this an ideal unit for mounting small drills such as the ARDCO Model C-1000 or other makes.



ARDCO MODEL K 4x4 VEHICLE with HIGH SIDE UTILITY BED.

The High Side Utility Bed gives increased capacity for carrying geophones and cable. It can also be used to carry personnel and the high expanded metal sides protect the personnel from branches or other objects.

ARDCO MODEL K 4x4 with ENCLOSED GEOPHONE BED.

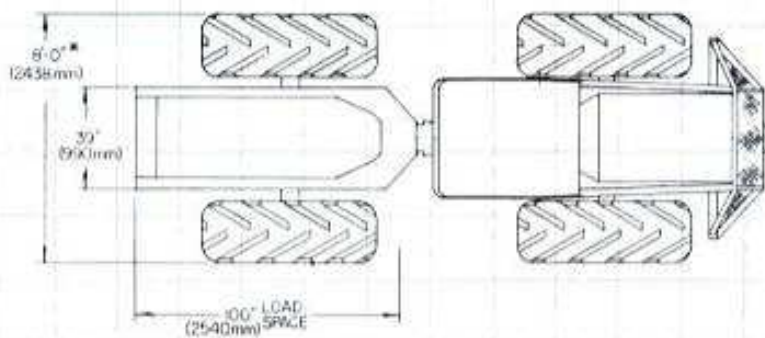
The Enclosed Geophone Bed with lockable rear doors makes this unit ideally suited for areas where maximum security for geophones, cable or other equipment is needed.



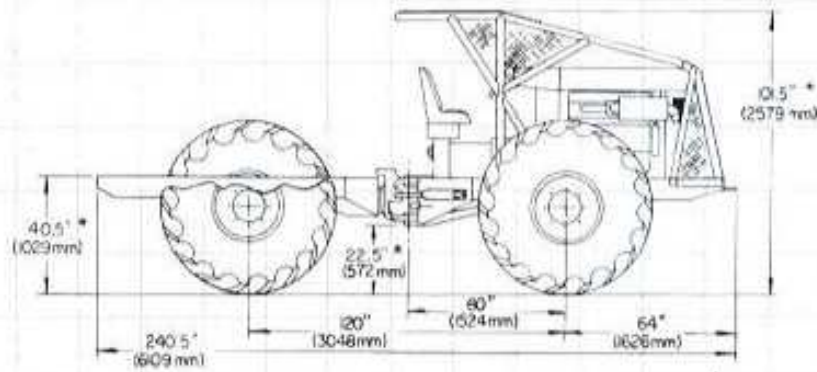
ARDCO MODEL K 4x4 with VIBRATOR SERVICE BED.

All Around service and support unit for vibratory and other seismic exploration crews.

MODEL K 4 x 4 OFF-THE-ROAD VEHICLE



* WITH 25.1 + 26 R-2-O TIRES



TURNING RADIUS: Inside — 8'1" (2464 mm)
Outside — 16'4" (4978 mm)

APPROX. ± 45° TURNING ANGLE

GROUND CLEARANCE (DIFFERENTIAL): 23" (584mm)*

PAYLOAD: 10,000 lbs. (4536 kgs)

OVERALL DIMENSIONS:*

Length: 20'½" (6109 mm)

Height: 8'5½" (2578 mm)

Width: 8' (2438 mm)

GRID SCALE: 1 Block = 2 Feet